

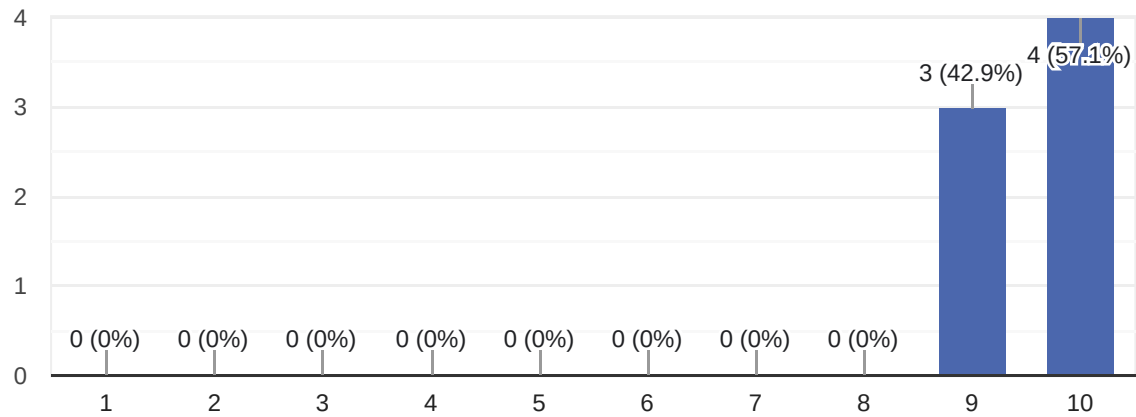
Bootlin training course evaluation

7 responses

Overall rating of the course

 Copy

7 responses



Comments and suggestions

3 responses

Very interesting and quite complete in a short timeframe.

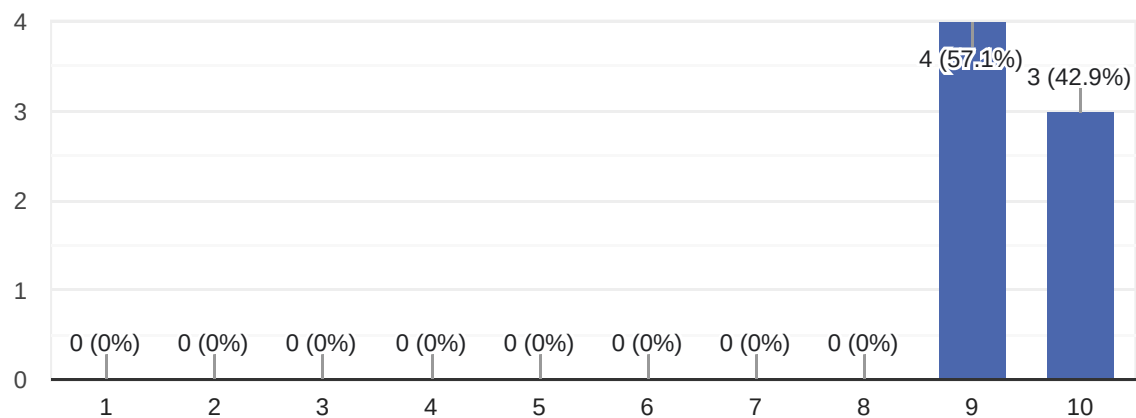
The contents is dense but well segregated. Mix of courses and labs in a good way to keep a dynamic in the training.

Cela fait plaisir d'avoir un formateur qui sait de quoi il parle :)

How useful were the lectures?

 Copy

7 responses



Comments and suggestions

3 responses

On top of what happened during the training, side discussions or during lunch were also very interesting.

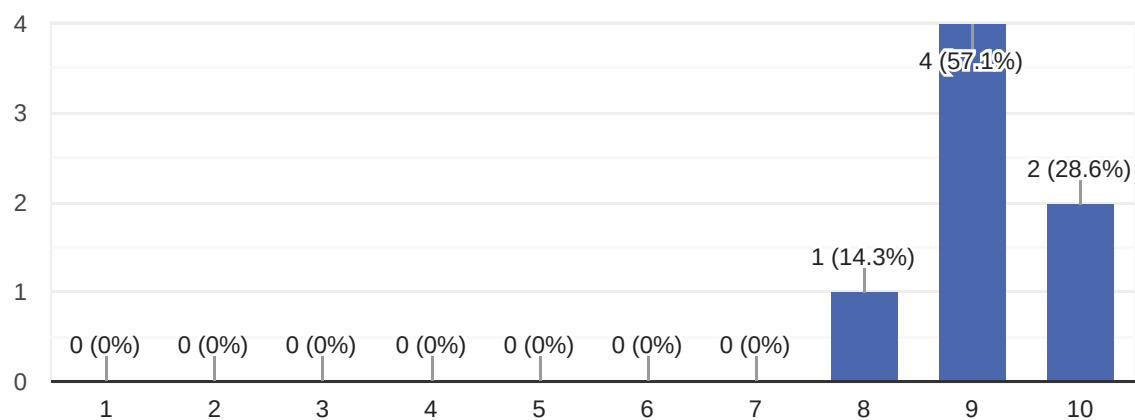
I've already knew some about buildroot, at some point there were too much of details about internal to me. But this does not mean I didn't learn something.

L'alternance entre le contenu de la formation et des TDs est tres bien

How useful were the practical labs?



7 responses



Comments and suggestions

2 responses

Sometimes, the amount of time to complete a lab was a little short and, in order to complete it, I had to rush and copy paste without exploring too much.

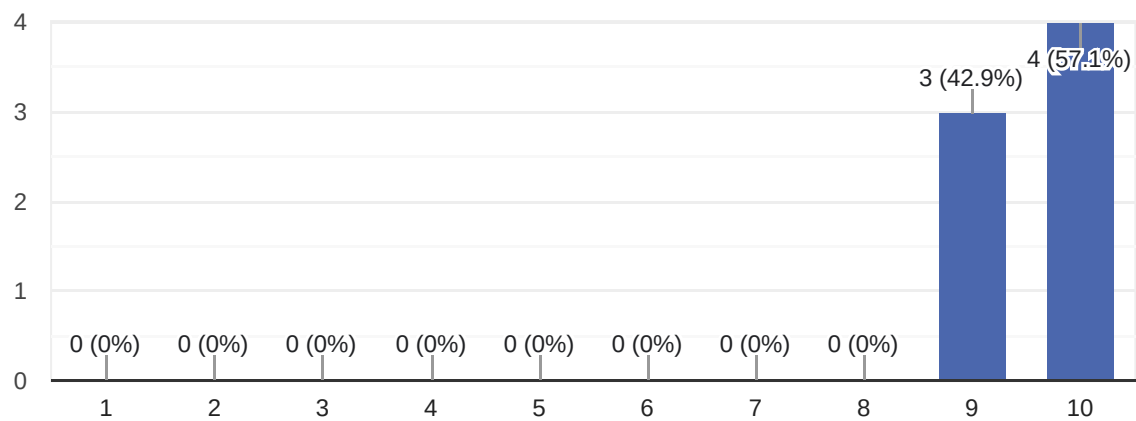
I also have to admit that I took the opportunity of this great training to start discussions about related subjects, and this also reduced the time for the lab ;-)

Sujets intéressant mais un peu trop rapide. Le manque de temps vient de 2 points : groupe avec beaucoup de questions et j'étais le plus lent du groupe.

How would you rate the overall organization of the course?



7 responses



Comments and suggestions

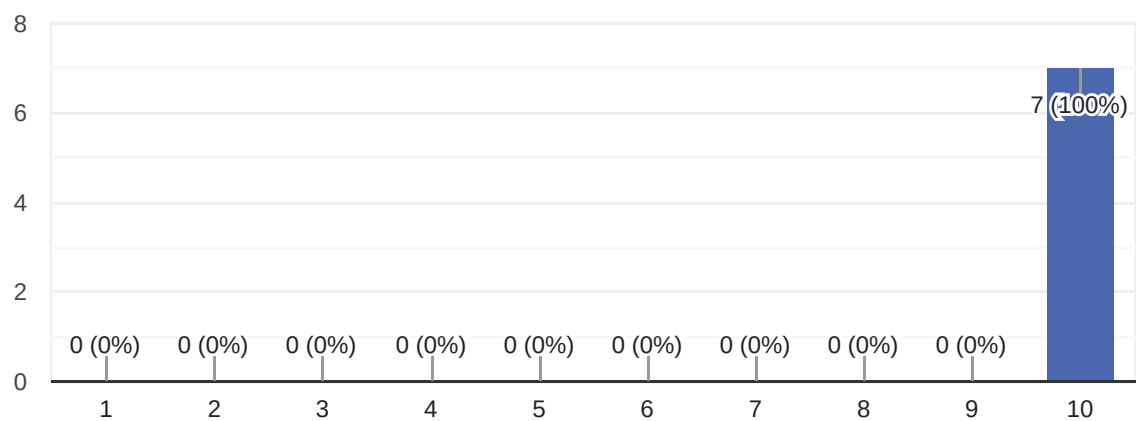
1 response

Sometimes too long theoretical lectures between labs, and sometimes almost two labs in a row. Maybe a bit more balance could be achieved (but I realise it may not be that easy however).

How would you rate the trainer?



7 responses



Comments and suggestions

2 responses

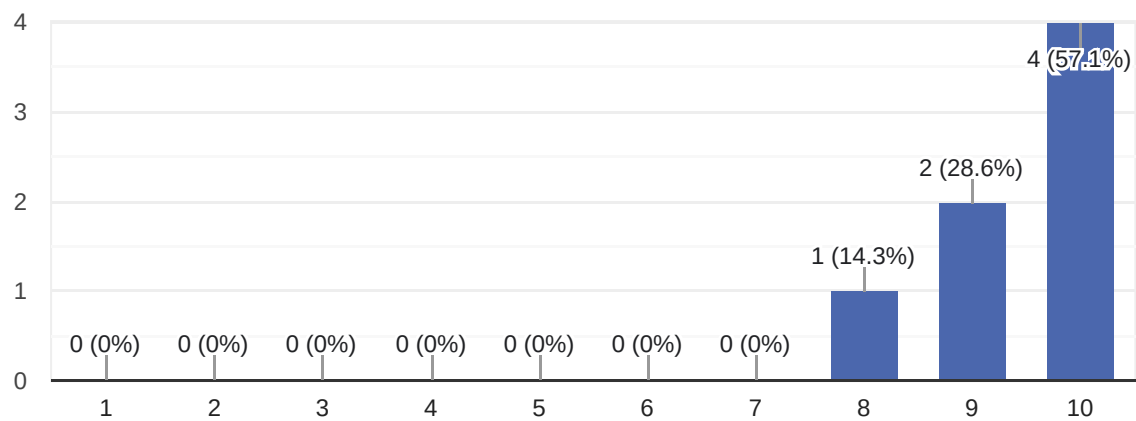
Great knowledge and ability to teach. What I chance to get trained by the maintainer of the project!

Very knowledgable trainer. Among 10000 questions, only a few had no answer.

How did the course meet your learning objectives?



7 responses



Comments and suggestions

1 response

I would have loved to learn more about addition of a board using br2-external and concrete labs with device-tree specific topics

What part(s) of the course did you like most?

6 responses

Lab to insert own code and library, get it built and executed on the target.

brr2-external, workflows,

Interactions with the very responsive and competent trainer.

Les labs ou ont install des packets (Nunchuck) et celui ou ont doit utilis  bar et libfoo

Tout

Questions and answers in the middle of slides

What part(s) of the course did you like least?

6 responses

Exploring the internals of buildroot, which can get quite tough when reviewing makefile syntax (and its pitfalls).

internals of buildroot, I knew a lot of Make before and I did not feel the need to have detailed explanation on functioning of buildroot

Being stuck a few times during practical labs.

La partie ou l'ont voit les entrailles. Mais il faut la garder car elle est culturellement intéressante et elle permet de comprendre un peu mieux le comportement de builroot

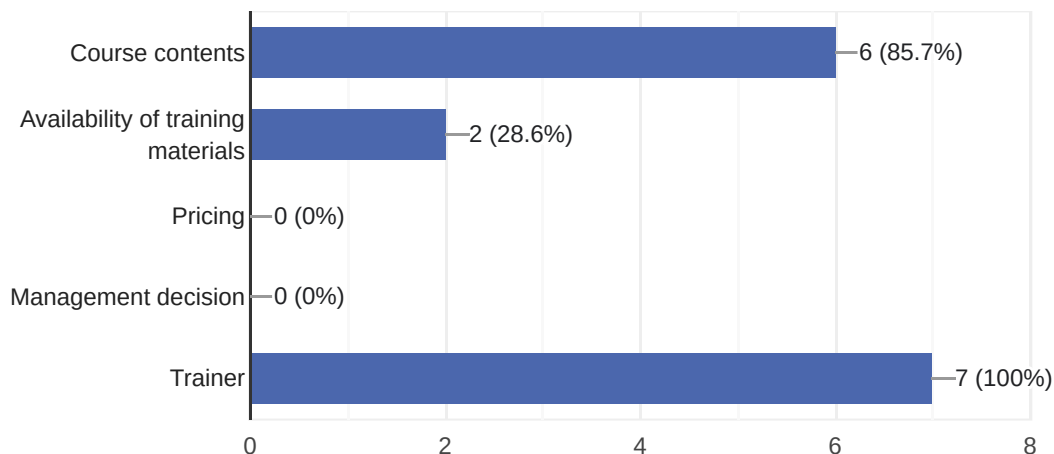
Les TDs suivant le cours

Makefiles shenanigans

What reasons prompted you to choose a Bootlin course?

 Copy

7 responses



Comments

2 responses

This was a great training, probably one of the best training I attended because I now feel confident in tackling a projet using this technology right at the end of the training session.

Merci pour cette formation, je me sens plus en confort avec l'environnement buildroot. Et capable même en dehors du cadre professionnel de "jouer" avec pour en apprendre encore plus.

Further training needs?

1 response

Debugging

This content is neither created nor endorsed by Google. - [Terms of Service](#) - [Privacy Policy](#)

Does this form look suspicious? [Report](#)

Google Forms

