

# Bootlin training course evaluation

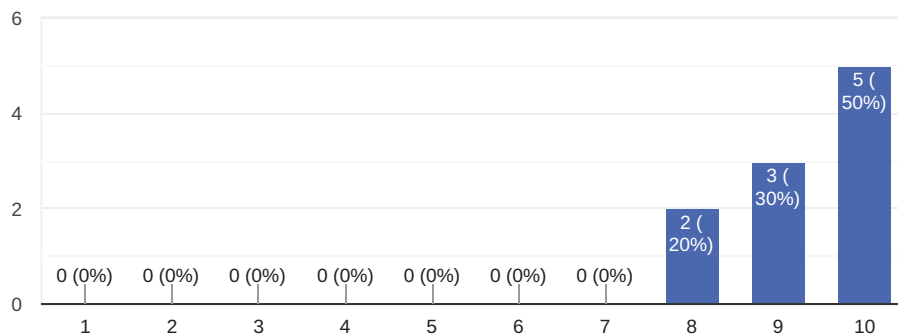
10 responses

[Publish analytics](#)

## Overall rating of the course

 Copy

10 responses



## Comments and suggestions

6 responses

the course is an interesting combination of practical labs and a general overview of emb lin. Maybe for the next course spend a little more time in the labs and a little less time on the general introduction, because this felt a bit overwhelming. But maybe that was just me ;-)

Very engaging course that gets you working with hardware and GNU/LINUX OS. Really enjoyed working with the labs and I am looking forward to continuing them in future.

Bucketloads of information, sometimes that becomes a bit overwhelming. But with a few more looks at the training material and finishing the practical labs I think it should be alright.

Very clear and nice.

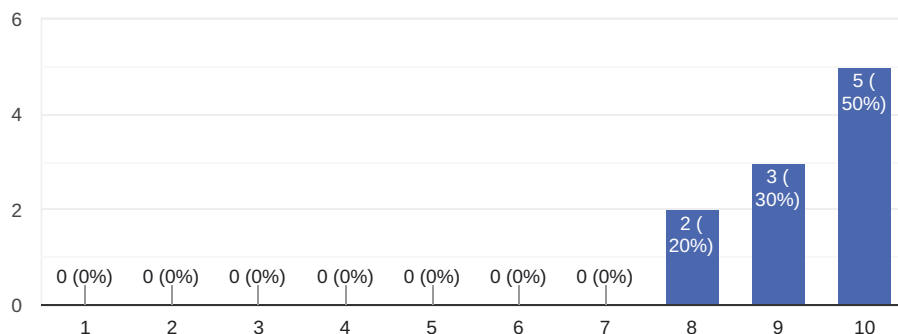
Very good course and it's not remotly easy

My understanding of both Linux and Embedded Linux have increased.

## How useful were the lectures?

 Copy

10 responses



Comments and suggestions

5 responses

Michael went into great detail in the labs and explained things in a beginner friendly way.

The lectures are complete and are continually being improved due to the lectures keen eye to detail. Making corrections and adjustments where necessary.

Not easy to follow everything, since I was not familiar with Linux before (but it was clearly mentioned in the pre-requisites, so it is not a critic), but good adequation with labs is just perfect.

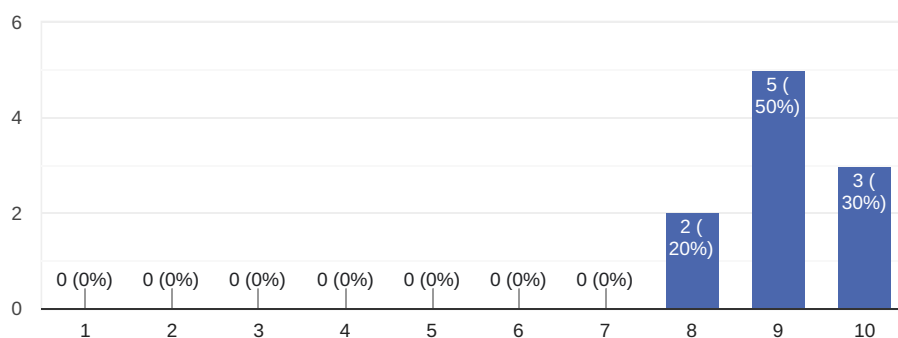
As a person who hasn't been great with long lectures throughout my past life, I'm glad it was regularly paused for a lab. I believe it allowed me to be more focused during both parts.

I

How useful were the practical demos?



10 responses



Comments and suggestions

6 responses

I wish I had had more time to keep up with the demos, so I was a bit behind. Stretching the course over 3 weeks might allow for a slower pace, but there is certainly good reason to keep it short and sweet.

Very challenging for a first timer with Linux, how learning should be.

It's good to see the demo's, but I feel like the only way to get a good understanding of what's happening is to execute them myself.

Good labs exercices and consistent with the course

The gradual buildup to an actual product, that includes a fair amount of the aspects that had been handled in the lectures, was a good and engaging way to practice the subjects.

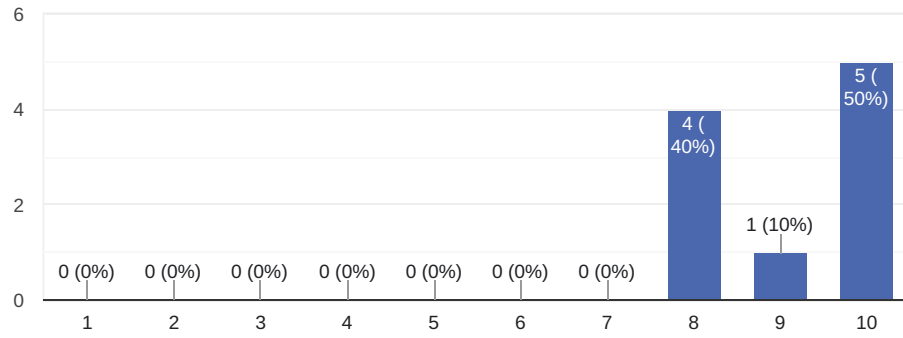
I would like more demos, more exercices



How would you rate the overall organization of the course?



10 responses



Comments and suggestions

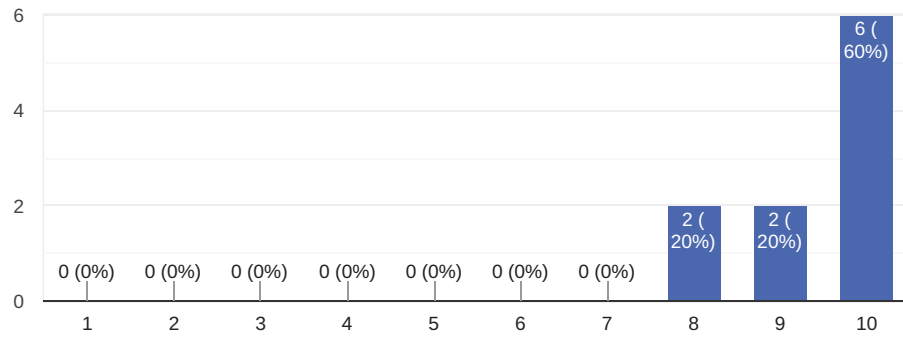
1 response

It was great how Michael kept the online material up-to-date and noted small mistakes or lack of clarity in the documentation to fix them immediately. This was nice to see!

How would you rate the trainer?



10 responses



Comments and suggestions

4 responses

Great pace, pleasant speaking voice (not an accomplishment exactly, but still nice) and excellent English

Michael is an absolute professional and top chap! Thoroughly enjoyed learning from him. It is clear he loves what he does.

Very good knowledge on the topic. And always available, thank you

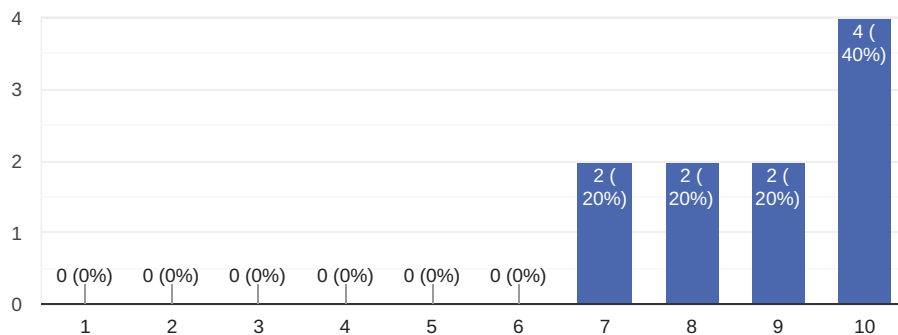
He is an expert and he explains the subject as it should be



How did the course meet your learning objectives?



10 responses



Comments and suggestions

4 responses

I am quite new to Linux in general. I should have maybe done a more general Linux introduction before attending.

I wish there were more information on how to support a board from scratch. In the training, pre-made configs and device tree for the STM board are used, but how are those created ?

I learned a lot more than I expected

As a complete Linux newbie, my knowledge has increased a lot. I hadn't set specific goals, it was more of an exploratory course.

What part(s) of the course did you like most?

8 responses

The practical implementation

The labs

Low-Level stuff such as bootloaders, U-Boot and running the Kernel. Those are part that I struggled a lot with.

Bootloader and u-boot

Busybox and Buildroot

Embedded linux architecture presentation

First lab to really get to know which parts are necessary to build and start an embedded linux environment on a target. Directly starting with buildroot would just have been magic!

Everything in this course was learnful for me



What part(s) of the course did you like least?

4 responses

too - many - slides ;-)

Maybe stuff about software tracing/debugging as my job is only to provide a working OS, but not develop software on it :)

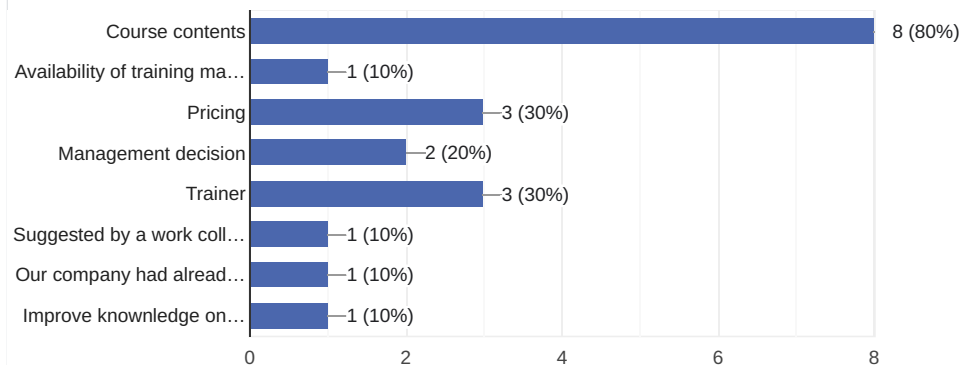
Nothing

no

What reasons prompted you to choose a Bootlin course?



10 responses



Comments

4 responses

Thanks for the great course and for providing all the learning materials. I look forward to studying them in more depth

Overall very good formation !

Contents cover a wide range of things used in our products. Other courses didn't offer this versatility and/or were much more expensive.

I'm project manager and I'm very beginner in LINUX system. But this training learned me a lot and now I have a better overview of what is embedded LINUX and the work to develop embedded applications.

Further training needs?

4 responses

Display/Audio stack  
Linux Real-Time OS

Might have to take your Yocto course in the future.

Real-time programming

Embedded Linux kernel and driver development , Embedded Linux boot time optimization training



# Google Forms

