

# Bootlin training course evaluation

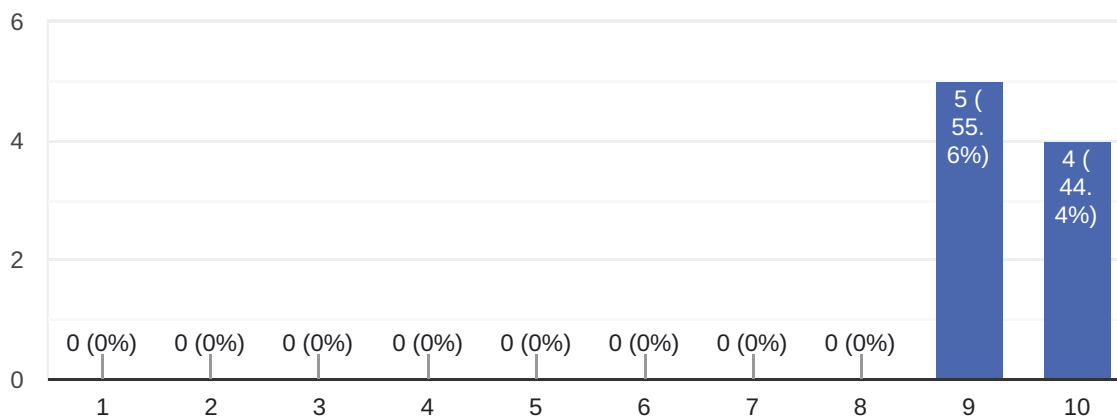
9 responses

[Publish analytics](#)

## Overall rating of the course

 Copy

9 responses



## Comments and suggestions

5 responses

I think you should kindly ENFORCE :) the need for the board at least (especially for corporate trainings), it would have been very useful to have something play with during the labs at the same time with the trainer. (OK, qemu option was on the table, very much appreciated, but it's not the same thing)

It was just a bit fast paced, especially for people at home

There was a lot of information, but everything was covered. Sometimes we went into deep details, which I liked.

On the online training one important thing was the fact that we had 4 hours per day, and after that we had to work for the labs. I think 4 hours/day on the online course is enough because most times we spend 2-3 hours to do the labs.

There should always be room for improvement :D

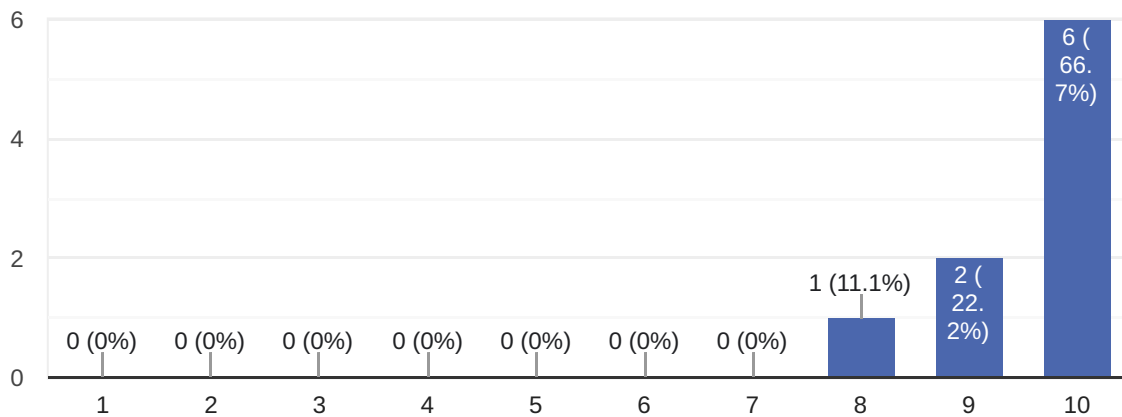
The course was a great learning experience for me. Thank you!



### How useful were the lectures?



9 responses



### Comments and suggestions

3 responses

Great! Basically all you need to start making your own products

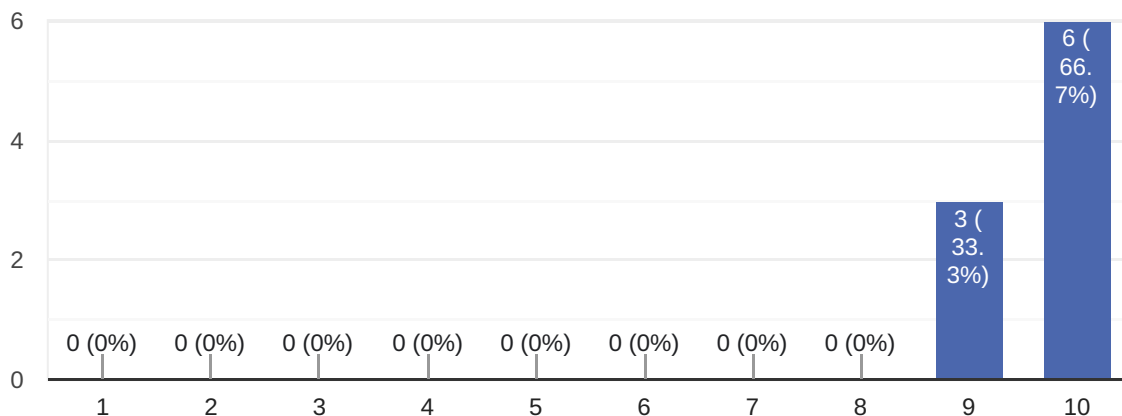
Most important thing is that we can come back to the lecture material (slides) . One useful thing would be to be allowed to record the lectures . It was a lot of information (500+slides) and sometimes we needed to come back to previous info in order to do our labs.

Very useful because I got to see so many aspects of the Linux embedded world.

### How useful were the practical demos?



9 responses



## Comments and suggestions

3 responses

Can't say the STM board is Ideal use case for real world situations.

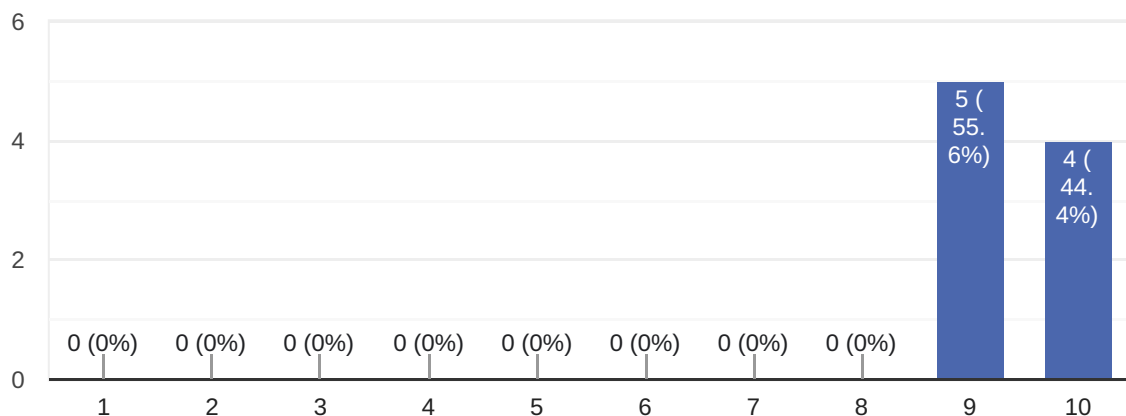
Of course you cannot exclude the practical demo. I loved the fact that the labs were a little bit hard to complete ( so it`s NOT just copy paste from lab book and everything works). Another super important thing -Michael was always on the Matrix channel and helping us with the labs.

The demos are a real treat and help us to better understand the theoretical aspects covered in the lectures.

## How would you rate the overall organization of the course?



9 responses



## Comments and suggestions

4 responses

I personally would have liked that this training to have been conducted on-site, but I'm pretty sure that this was not possible not because of the trainer / Bootlin choice :)

A bit more hands-on laboratories to keep interest high or maybe add before the large break or just at random times a short quiz / poll to keep attendees attentive :P.

As I said before. for online class 4 hours is enough, excellent support from Michael, very strict with time :) ( pause was counted on a timer :)

It did seem at times that I was struggling to catch up with the lecturer... this might also be due to the fact that I am a hardware engineer... so, it's hard to say.

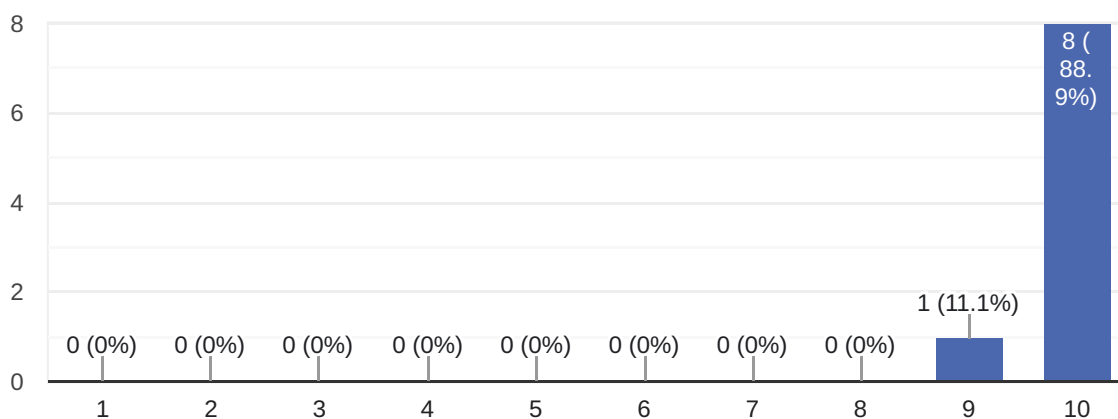
Regardless, the course is very dense and there's a lot of information to cover: cheers to Michael for this performance!



### How would you rate the trainer?



9 responses



### Comments and suggestions

3 responses

Very big thanks to Michael, he's AWSOME!

Great teacher, 101% passionate about his work, 101% well prepared - true embedded linux guru. 101% great support (was helping us even late in the night)

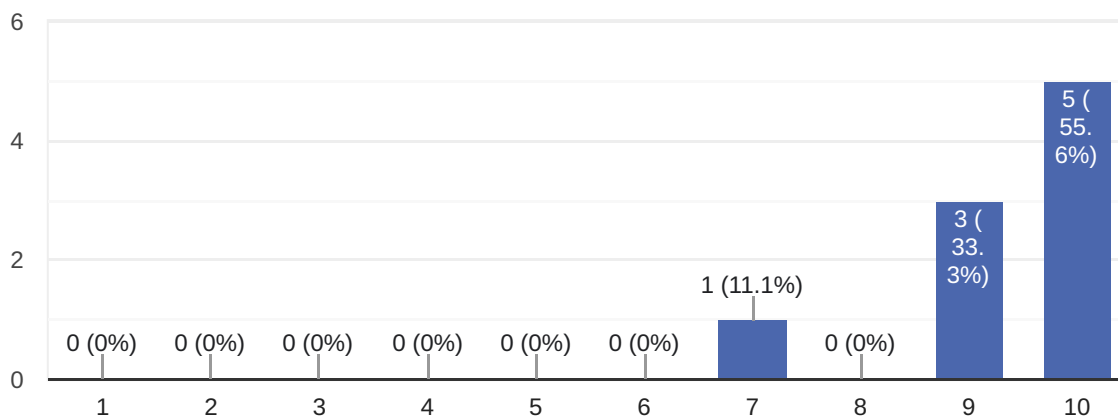
Our trainer is a kind and understanding person.

He was very helpful throughout the course with any questions that we had. I would be happy to have another chance to attend one of his other courses in the future.

### How did the course meet your learning objectives?



9 responses



## Comments and suggestions

3 responses

I would have liked more examples about driver debugging . More examples also about kernel boot errors .

I was using linux for some time now but I didn` t understand how everything fits together. The course prepared me for more than that - so I am very happy about this.

As a suggestion - maybe it would be good to ask the students if they did their labs and go back some steps behind every 3 days. for example , after 4 labs, ask everyone if they managed to do all the exercises on lab 1 and 2 and 3.

It was probably even more than I expected.

## What part(s) of the course did you like most?

7 responses

Of course, the labs :)

The linux kernel and the debugging part

All that relate to making embedded devices (with minimal boot, almost 0 startup time).

The laboratories were the best part of the course .

toolchain, bootloader, compiling the kernel and booting the kernel. block filesystem

This would have to be everything but the licensing chapter. It's hard to pick one part that stands out, as they are all pretty much interconnected.

What I liked most was the debugging and tracing material, BusyBox and block filesystems, just to name a few. But all the material covered was of interest to me and it broadened my knowledge on Linux and the embedded world.



### What part(s) of the course did you like least?

6 responses

I can't say there was any, everything that was in the training was there with a purpose.

The block filesystem

Licensing :D

I think it should be structured more around examples of real life situations and just a little bit less about general information about Linux . For example , some parts about filesystems could be considered , in my opinion , general operating system information .

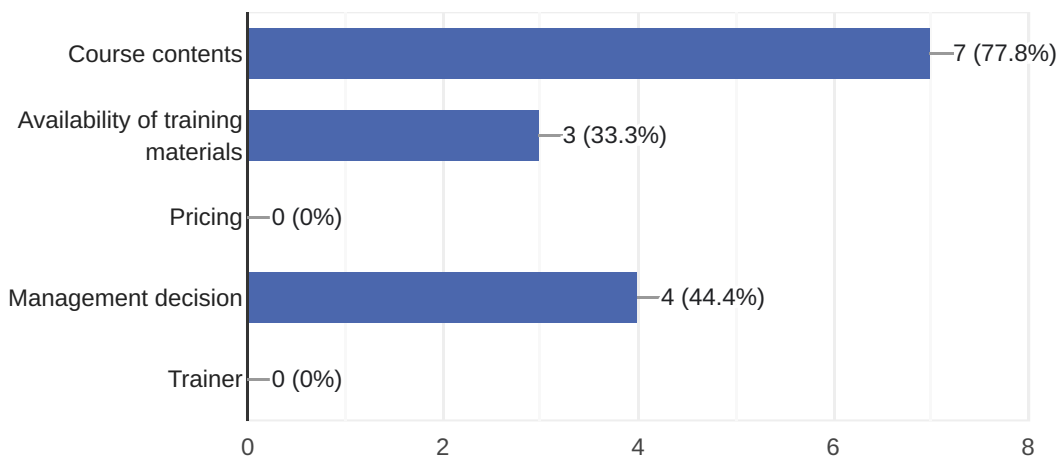
I kind of lost grip at the end of the course . so I'll need to come back to that part later on.

The licensing part.

### What reasons prompted you to choose a Bootlin course?



9 responses



## Comments

4 responses

Many thanks Michael Opdenacker! :)

That was a lot of content. I am very surprised you were able to present it all in just 2 weeks, plus the labs! The course is really well organized, the trainer also optimized how he presented it to be able to finish in time the slides and the labs.

Greatly appreciated how you adapted the labs for us, the students that were using the QEMU because of lack of HW. It is a great and very flexible solution, that can allow you to focus on the topics at hand. And opens other possibilities, e.g. trying different target architectures etc.

Loved the Goals section at the beginning of each chapter in the labs, very useful.

Constructive criticism: if time allows, would be great to check where everyone is with the labs, how they follow up with the slide etc.

Always used elixir.bootlin to search for keyphrases when debugging as it has really good search function.

I'll definitely recommend this course to other people - I mean I already started doing this

I hope will have the chance to participate in other courses as well.

## Further training needs?

4 responses

Linux kernel course

Maintaining desk posture to avoid back pain ? (or Autosar?)

Embedded Linux debugging .

Yocto and video stack ( these are already available ). In this moment I don't have anything in mind.

This content is neither created nor endorsed by Google. [Report Abuse](#) - [Terms of Service](#) - [Privacy Policy](#)

Google Forms

