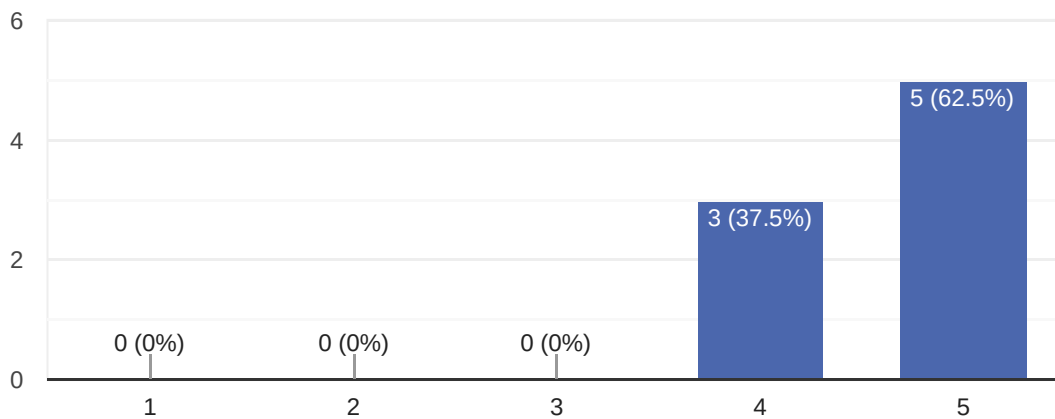


Bootlin training course evaluation

8 responses

How did the course meet your learning objectives?

8 responses



Comments and suggestions

3 responses

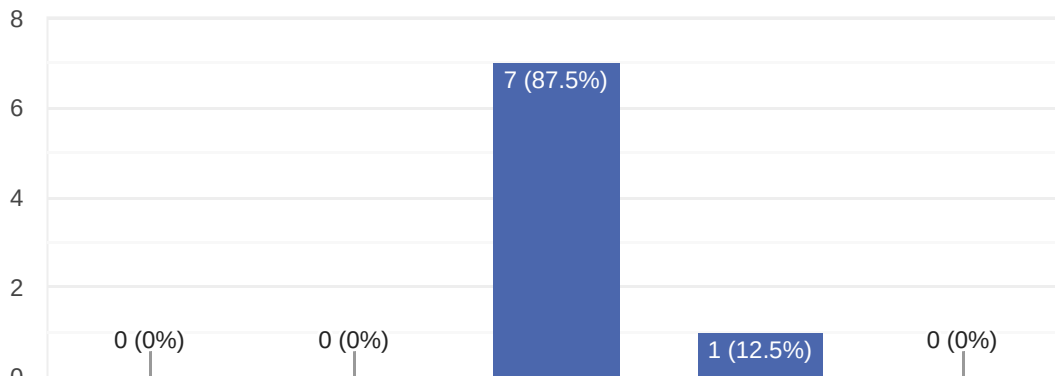
Training très complet

Maybe a little bit more of practice during explanation to illustrate

It was exactly what I expected of this training.

How was the duration of the course?

8 responses



Comments and suggestions

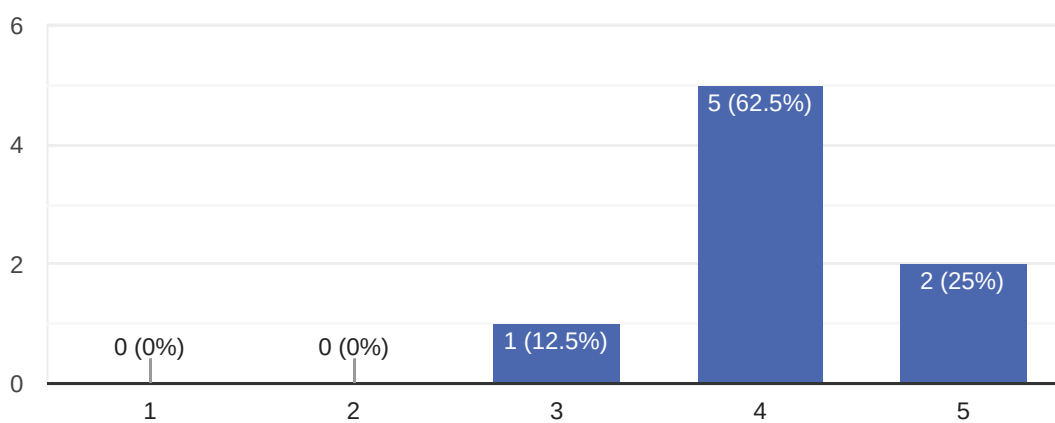
2 responses

More practical exercises, a little bit less ppt presentations

The training was of the right duration, in my opinion.

How useful were the training materials?

8 responses



Comments and suggestions

3 responses

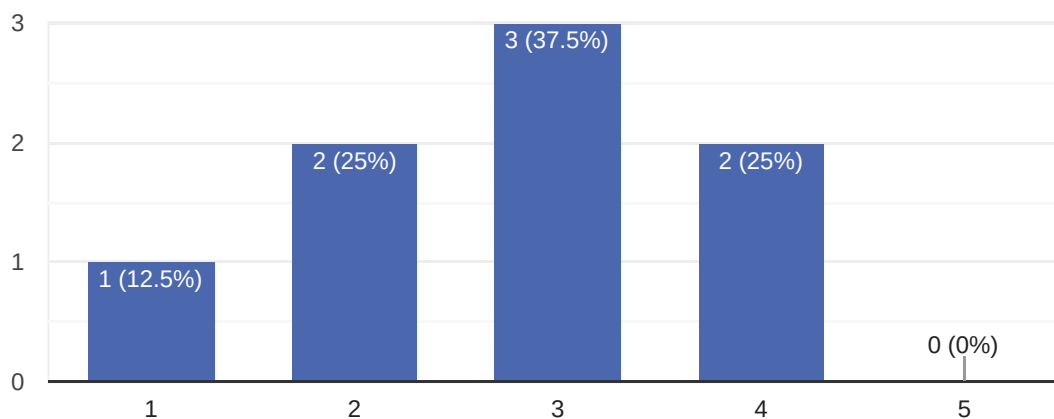
Maybe prepare a key to auto install buildroot and an unified linux on trainee machines, so we're all equals.

Having a cheat sheet of main variables and what they are used for would be great.
For example, 'TOPDIR' is written without '_' where 'BASE_DIR' is, which is a bit confusing.
It also provides a quick way to find the variable one wants to use if it provides some context.

Maybe *too* useful sometimes? I feel like ~90% of the issues I had was addressed in the training material,s. Letting me dig into the docs and build logs would have been more realistic ;D (although it would have considerably lengthen the exercises)

How important are printed materials?

8 responses



Please tell us why you need or don't need paper printed materials

4 responses

More comfortable to take notes

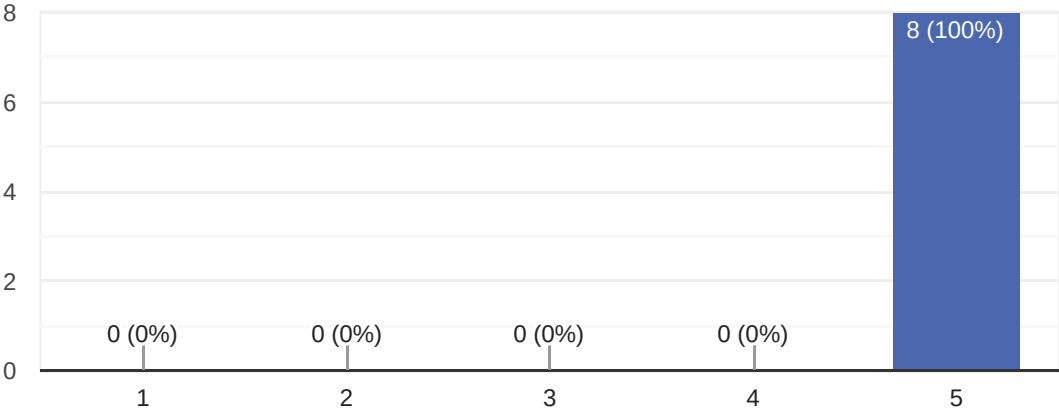
I could have done without, thanks to the materials being available online

I did not really used them but I will have the opportunity to read it later.

Slides are more than sufficient imo, I took notes on a notepad and mostly followed the labs on paper for convenience

How knowledgeable was the instructor?

8 responses



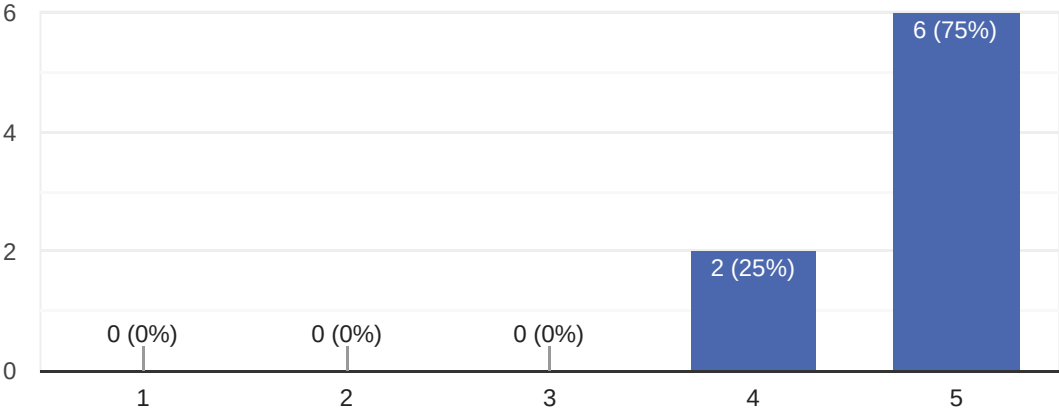
Comments and suggestions

1 response

It is the goddam CTO

How much value did the instructor add to lecture materials?

8 responses



Suggestions and comments

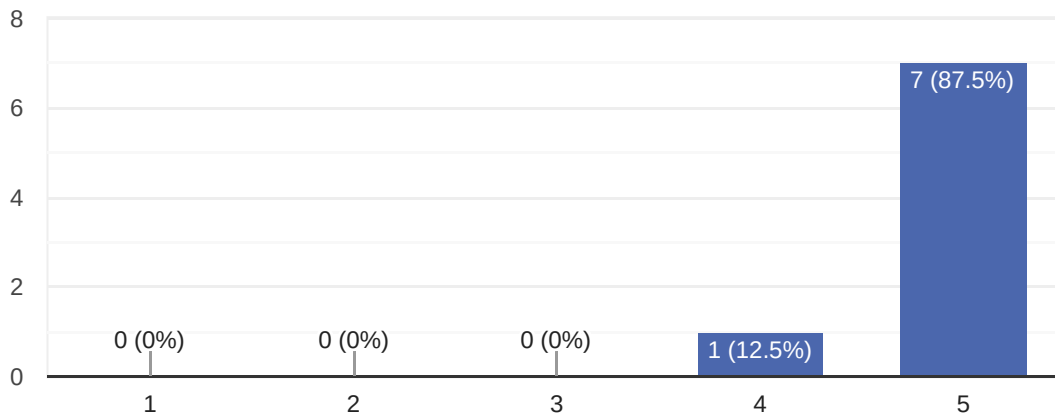
2 responses

Materials were already precise, + I tried to use online documentation whenever possible. Still the instructor provided precise answers, even on unrelated topics.

The instructor is able to answer quickly to questions and helps debugging, which allows to spend more time on testing.

Was the instructor helpful with practical labs?

8 responses



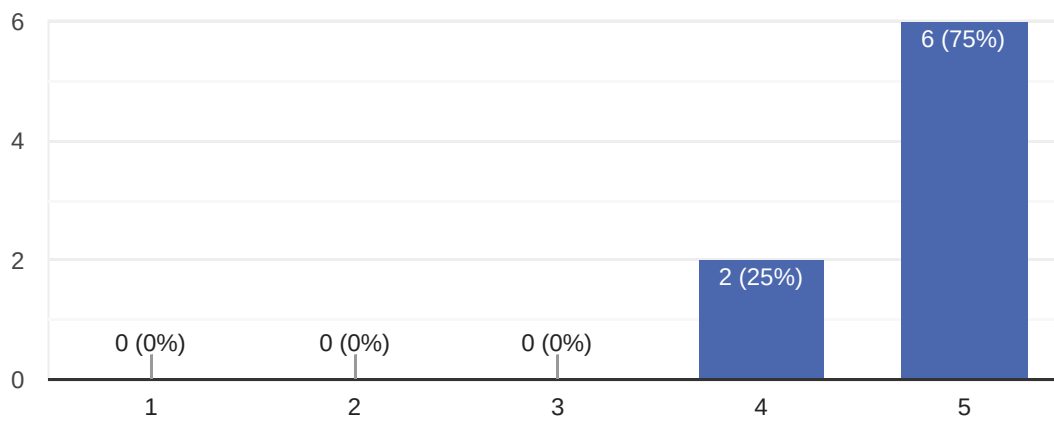
Comments and suggestions

1 response

He helped me installing Chocolate-Doom with priceless advices

How useful were the training labs?

8 responses



Comments and suggestions

3 responses

Those in-between labs to illustrate basic steps explained in lecture

The training labs provide increasing difficulty and good insight, which is perfect to learn how to use Buildroot

From the simplest to more extensive examples and cleverly laid traps. Very useful!

How difficult were the training labs?

8 responses

Comments and suggestions

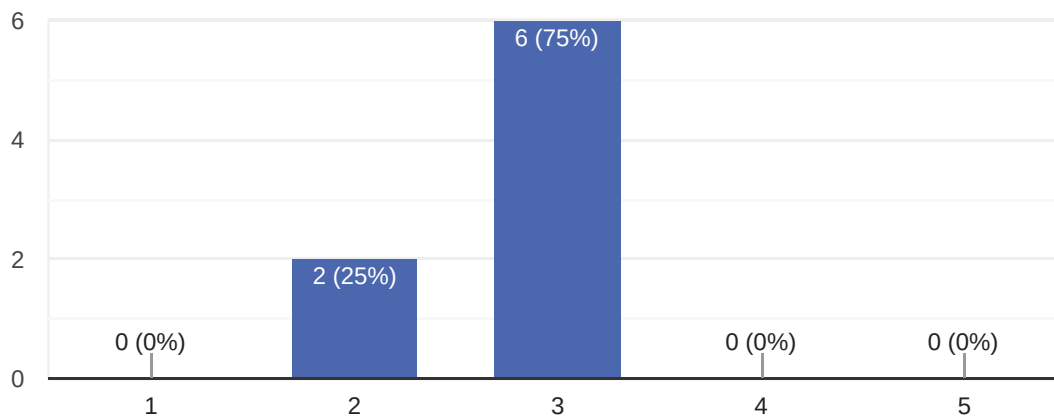
2 responses

Certains labs sont mieux documentés que d'autres (Linux kernel customization vs new package creation).

Maybe remove some step-by-step info, so students have to actually search through the material/online documentation

Was enough time dedicated to practical labs?

8 responses



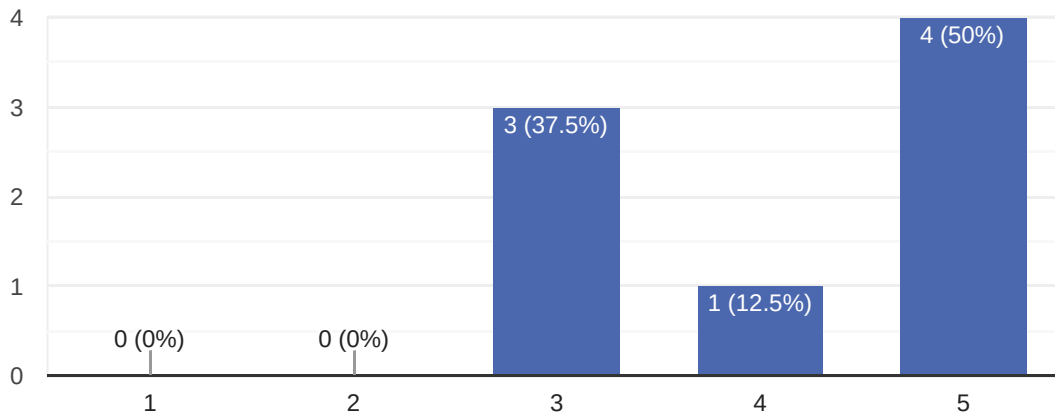
Comments and suggestions

1 response

In between practical labs implie a bit more time for labs

How well was the course organized (program, registration, schedule...)?

8 responses



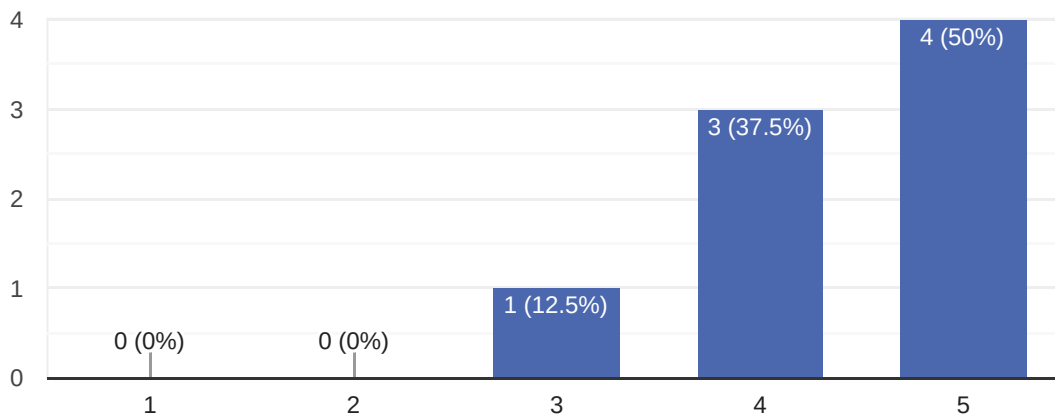
Comments and suggestions

1 response

I was not in charge

How much did you learn?

8 responses



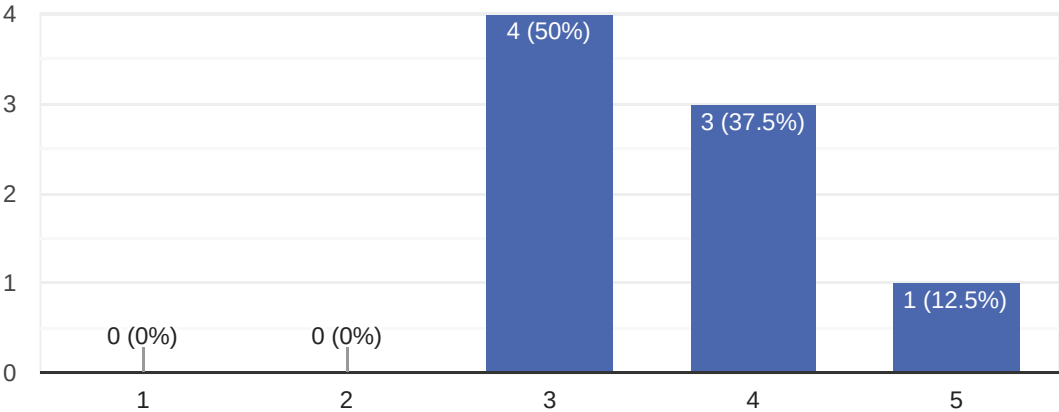
Comments and suggestions

0 responses

No responses yet for this question.

How useful should this course be in your daily job?

8 responses



Comments and suggestions

2 responses

Will be useful in a near future

It will depend on technical and management choices on which I have little say

What part(s) of the course did you like most?

5 responses

Package creation

How to use and update buildroot packages

Practical labs

Integrating new packages in Buildroot, and its associated lab (new packages in Buildroot)

Creating my packages and overlays, BR2_EXTERNAL

What part(s) of the course did you like least?

5 responses

Application development

How buildroot is made

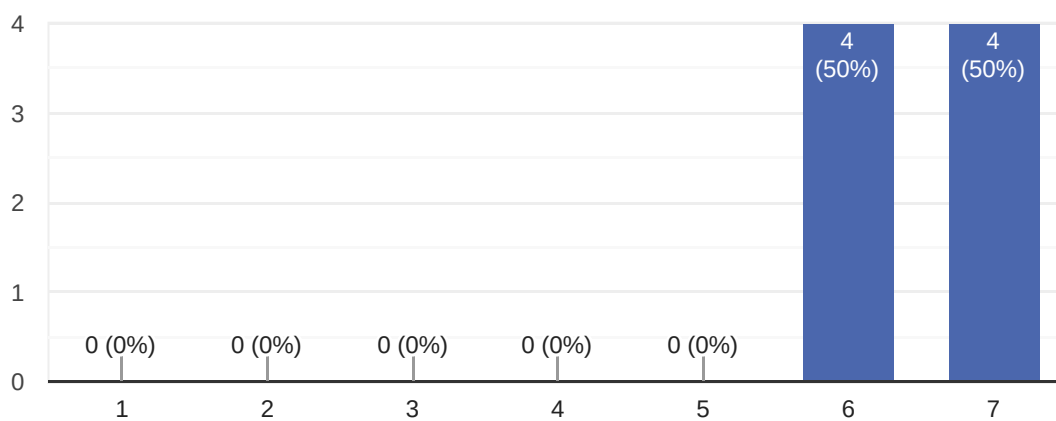
Lectures on internal Buildroot

Understanding the Buildroot internals (a bit overkill and verbose, and requires more advanced Makefiles reading)

Waiting for my build to complete and fail

Overall rating

8 responses



Comments and suggestions

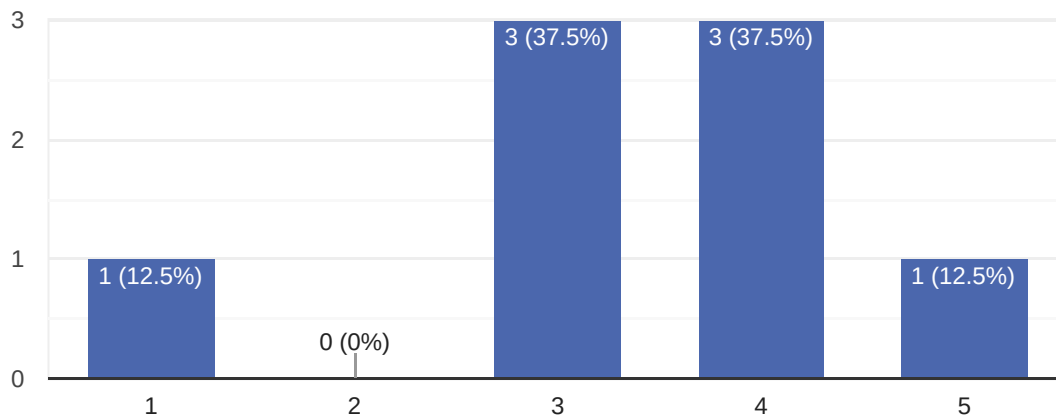
2 responses

in-between labs to illustrate basic steps explained in lecture

As said before, a cheat sheet with useful variables would be a good improvement.

Further training needs?

8 responses



Comments

4 responses

Don't know yet

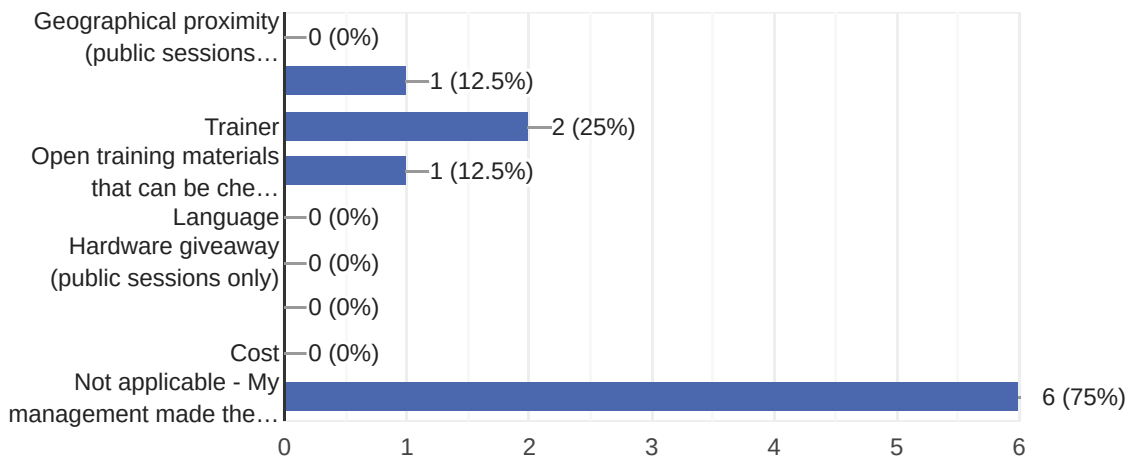
General embedded Linux training session

Depends on the company's choices regarding products to come

For personal interest, I would like to follow another course, I will follow it online.

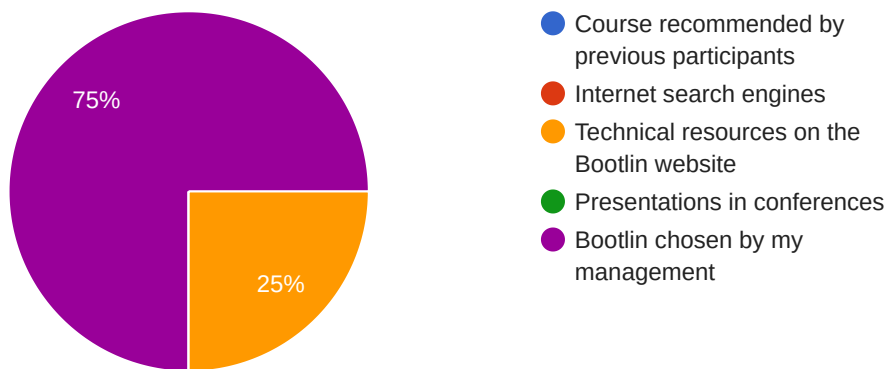
What reasons prompted you to choose Bootlin?

8 responses



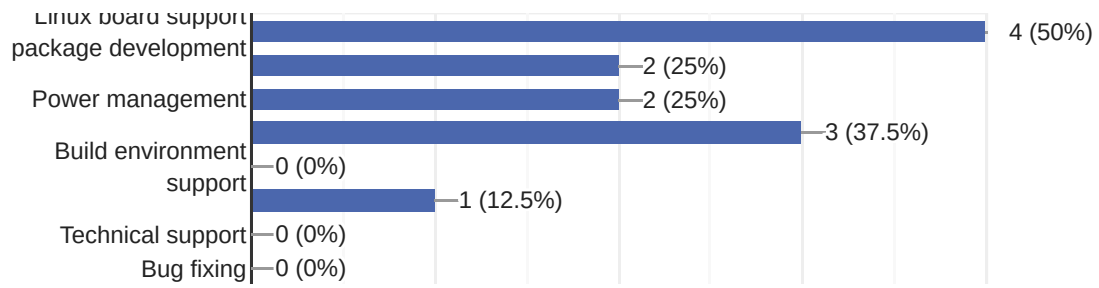
How did you first learn about Bootlin?

8 responses



Interested in other types of embedded Linux engineering services?

8 responses



Comments and expectations

1 response

Thanks again for Chocolate-Doom !

This content is neither created nor endorsed by Google. [Report Abuse](#) - [Terms of Service](#)

Google Forms