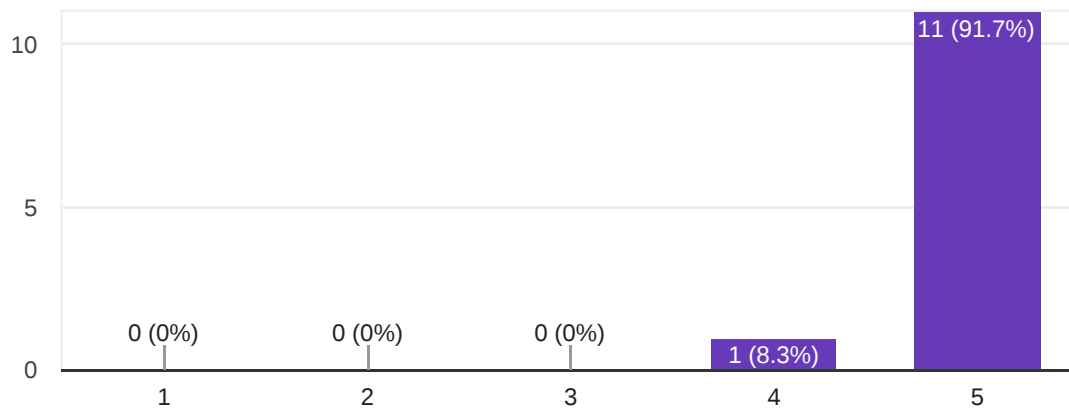


Free Electrons training course evaluation

12 responses

How did the course meet your learning objectives?

12 responses



Comments and suggestions

5 responses

I like the fact that a hardware board was used as supporting material to build up the initial knowledge of the tool by really getting started with it.

Useful and well chosen content.

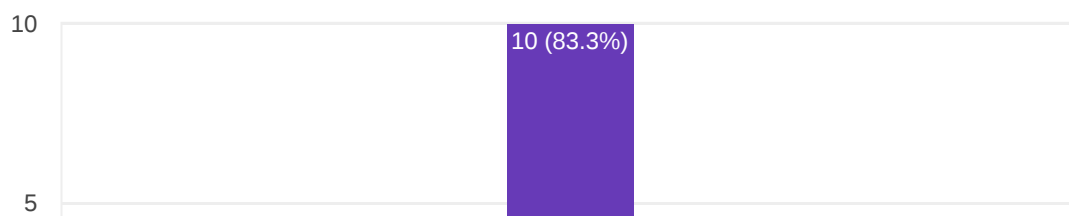
It was very good to get the bigger picture (relation yocto <-> open-embedded).

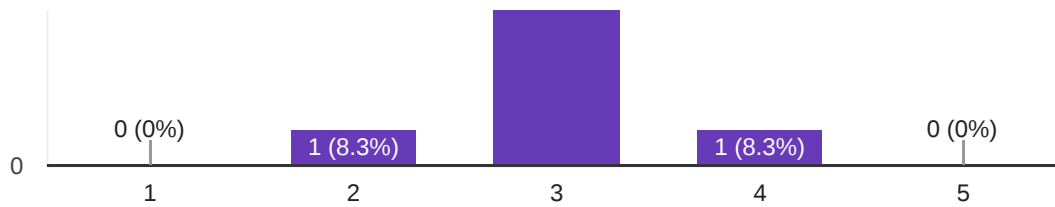
I got a deeper understanding of the yocto architecture than i was expecting

I did not have any experience with embedded linux and the training was already focusing on the expectation that there is some basic knowledge.

How was the duration of the course?

12 responses





Comments and suggestions

3 responses

maybe add some extra 'bonus' exercises/tasks in the lab sessions, so if you finish early you can investigate other exercises instead of starting the next exercise :)

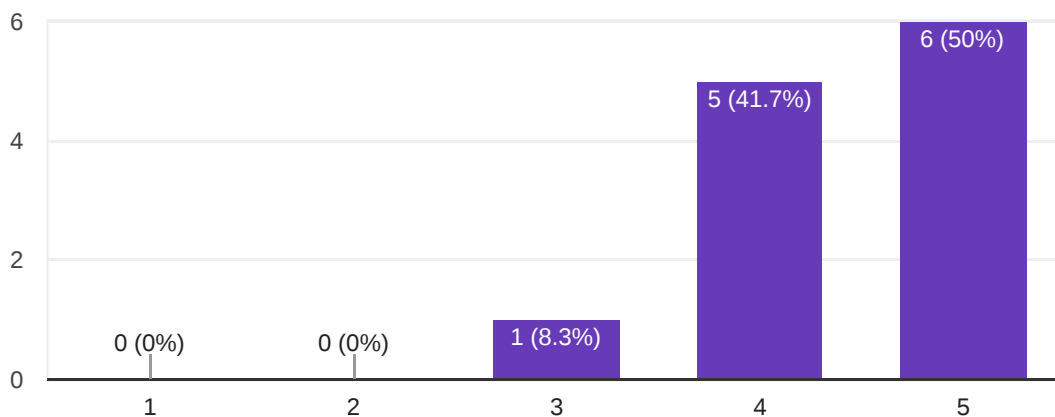
Well timed for the agenda.

A good technical training can never last too long :-)

I think the course should have been slightly longer and should have included a few more labs with more details with respect to what exactly we were doing and what is the purpose of the specific steps we are taking.

How useful was the lecture document?

12 responses



Comments and suggestions

5 responses

As the first introduction to Yocto it is ok

sometimes the slides listing recipe variables are very dry.

Maybe it is useful to use already existing recipes to illustrate the use of some of the variables.

(e.g. the augus(? forgot exact name) recipes are almost similar to the

recipes we created, maybe those recipes could be used to illustrate the variables with more concrete example)

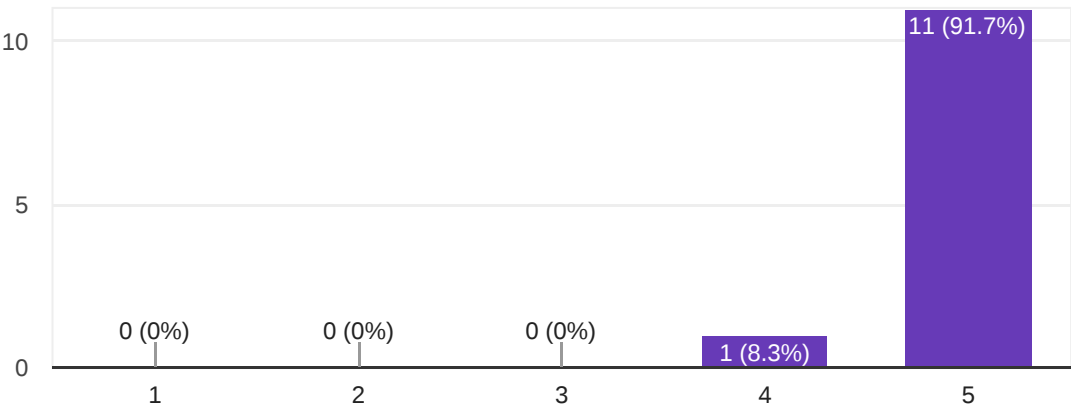
some more overall yocto explanation/descriptions/use cases would have been helpful to better understand the big picture (why is it used, what problems does it solve...), not only describing the coding statements

Yes

The lecture document pretty much rescues somebody who just wants to learn about open embedded linux, but has very little experience or knowledge about it. The latest labs were not extremely explanatory and then focusing back on the lecture helps to be able to finalise your work. More examples of what each attributes in the recipes/packages we create can do would have been great, since the lecture mentions many others, but the examples were just focusing on what was necessary strictly for the practical paper.

How knowledgeable was the instructor?

12 responses




Comments and suggestions

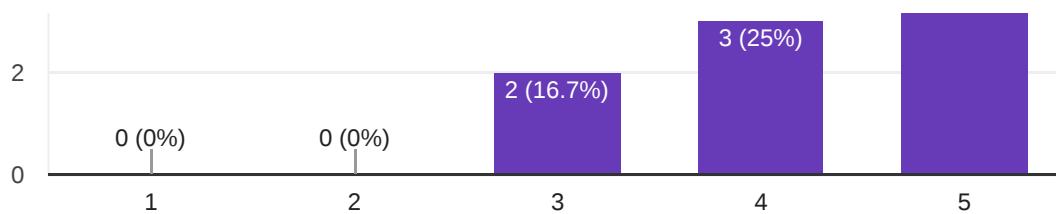
1 response

The instructor was extremely insightful and has a good knowledge base. Unfortunately, due to being perhaps too familiar with the topic it was at times hard to follow him due to having focused mostly on the higher level details.

How much value did the instructor add to lecture materials?

12 responses





Suggestions and comments

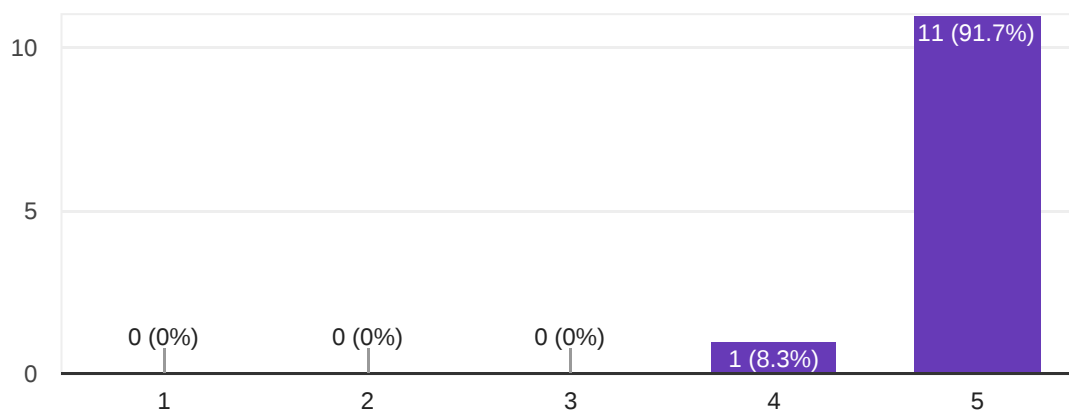
2 responses

Just the documentation would have been a painful journey. The instructor was definitely a help in understanding and following.

More details for the inexperienced people (basics) would be helpful. Or maybe before accepting this training, offering the basics training too and making sure that the people are aware of the fact that the basics training is mandatory before.

Was the instructor helpful with practical labs?

12 responses



Comments and suggestions

3 responses

little bit more individual feedback during the lab courses would have been useful

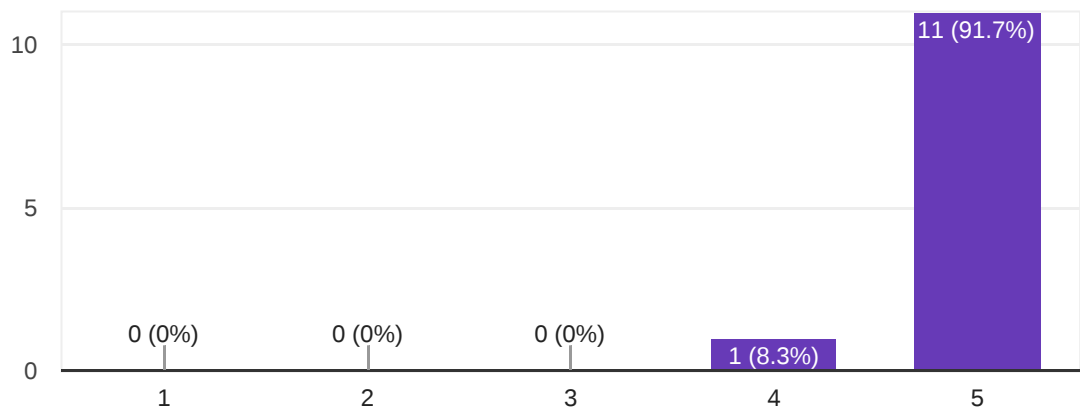
Answered patinetly and competently all questions (without deviating)

The trainer was always open to support and questions.

Very useful course the training lab 2

How useful were the training labs?

12 responses



Comments and suggestions

3 responses

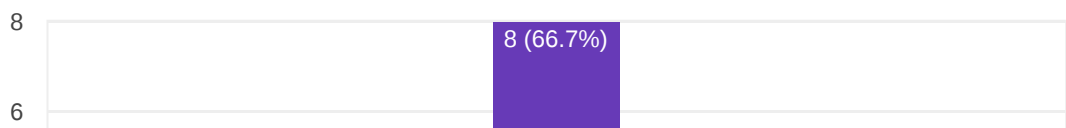
as mentioned, a few extra tasks would be nice

good coverage over important steps

There should have been more and they should be carried in a more interactive manner. If several groups have finished specific milestones of the exercise, then a brainstorming break should be organised to check out how much are the others behind and why, which problems are, which were the interesting/important steps to be noticed.

How difficult were the training labs?

12 responses



Comments and suggestions

3 responses

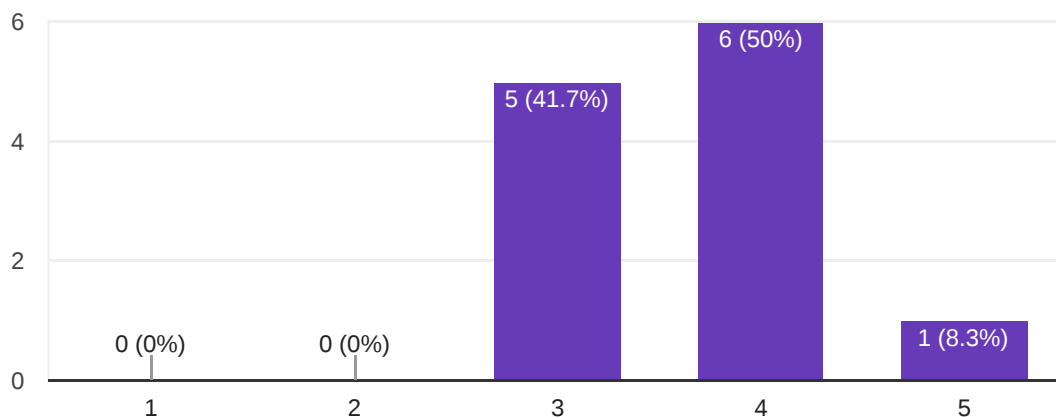
I guess it depends a lot also on existing knowledge about yocto/linux in general. Therefore, I would not increase the difficulty but, again, as mentioned, add more optional tasks.

Difficult enough to ensure the participant follows the course.
Really well done.

To me they definitely were above average when creating them, but once some knowledge base was built, they got easier to understand. Again, perhaps one day of forming the knowledge base should be dedicated.

Was enough time dedicated to practical labs?

12 responses



Comments and suggestions

4 responses

Sometimes it was too much time. We were finished earlier.

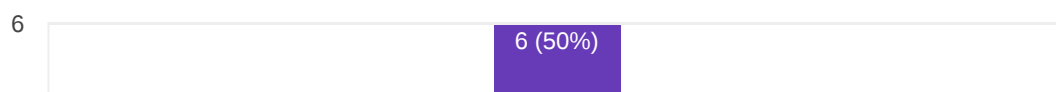
c.f. difficulty of the training

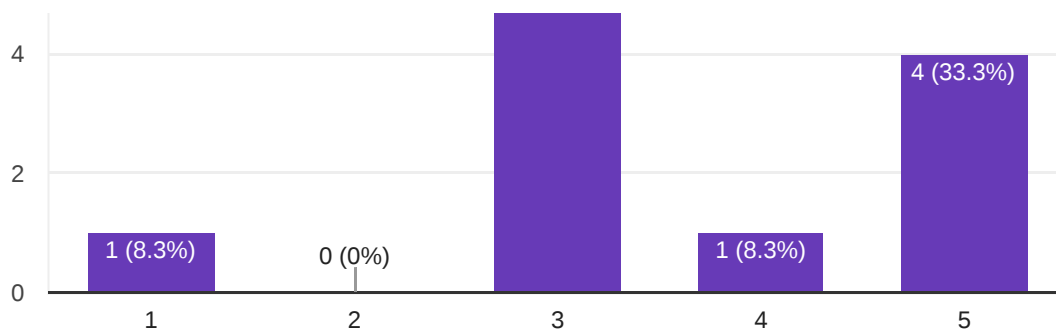
some easy lab courses could have been shortened
sometimes it was not very clear which lab courses should be done "now"

I think the ratio of theory/practice was ok.

How do you rate training conditions (room size, equipment, environment)?

12 responses





Comments and suggestions

4 responses

Elevated room temperature.

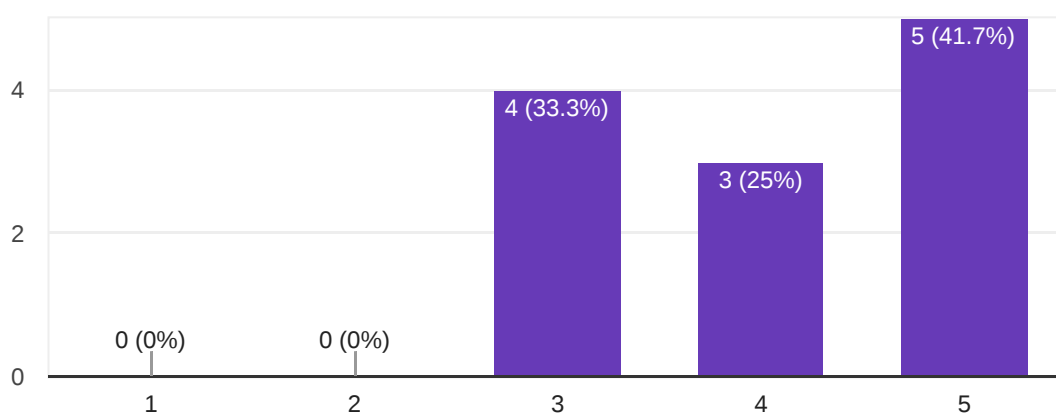
missing air-condition

Company organized. Comments will be given to the company

The room was very hot, but this is not the trainer's fault. Also, I think that the group should be more in equilibrium, so that experienced people sit together with the no-so-experienced ones and support one another if the equipment is to be shared. Also, some enforced breaks to socialize should have been ensured. This is the only way for the trainer to catch up on what is the expertise of the attendees and listen to what are their difficulties and try to improve the conditions on the go.

How do you rate the training equipment (mainly computers)?

12 responses



Comments and suggestions

3 responses

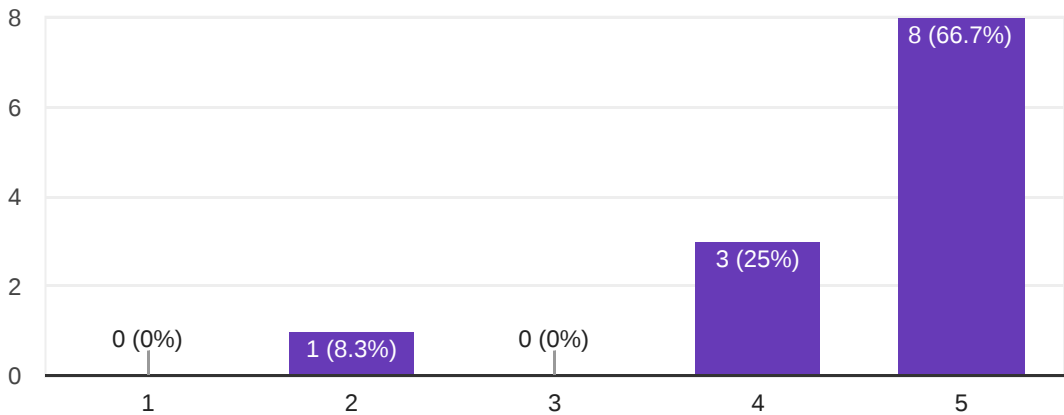
build times are rather long, but time schedule compensated the issue very well...

Virtual machines would have been fine for portability (the participant can continue exercising at the end of the training using his already configured environment)

I personally had a few issues with the equipment not responding, but other than that, everything was acceptable for the given tasks.

How well was the course organized (program, registration, schedule...)?

12 responses



Comments and suggestions


2 responses

- We could have shared the download-cache beforehand...
- Networking speed is key for this training...

Company organized. Comments will be given to the company

How much did you learn?

12 responses



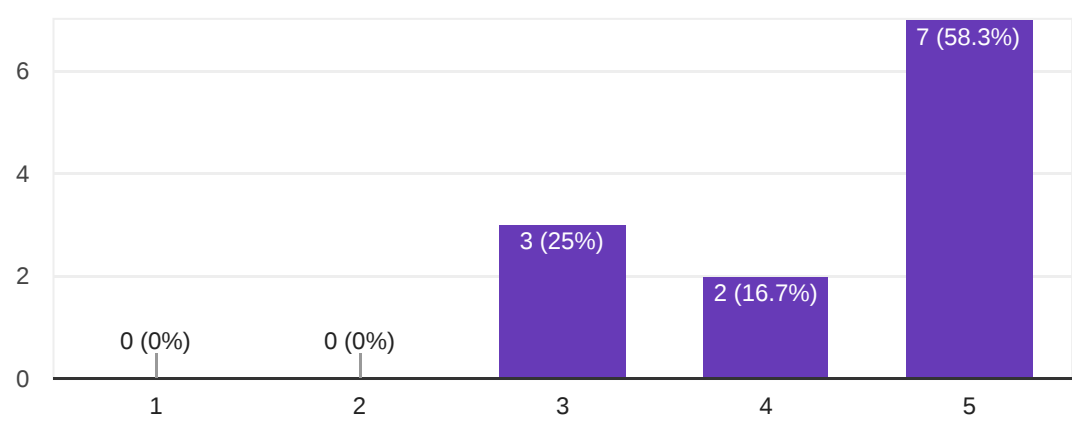
Comments and suggestions

1 response

More than I expecting!!
I know that I need to learn more.

How useful should this course be in your daily job?

12 responses



Comments and suggestions

4 responses

I hope I can start with reviews of recipes from my colleagues

not my current main topic in the daily job

Project dependent.
Future will tell.

For me it served as self-improvement and getting more confident to be able to apply for positions in certain prototype projects that I would like to be part of.

What part(s) of the course did you like most?

6 responses

Labs

Lab

Detailed documentation and walkthrough

Labs.

Trainers deep knowledge of the system (and a lot topics around that)

labs

The 2 lab exercises that had an actual visible man-machine interaction. Also, getting the explanations of the abstraction layers behind all our actions (outside of the course) was extremely interesting for me.

What part(s) of the course did you like least?

3 responses

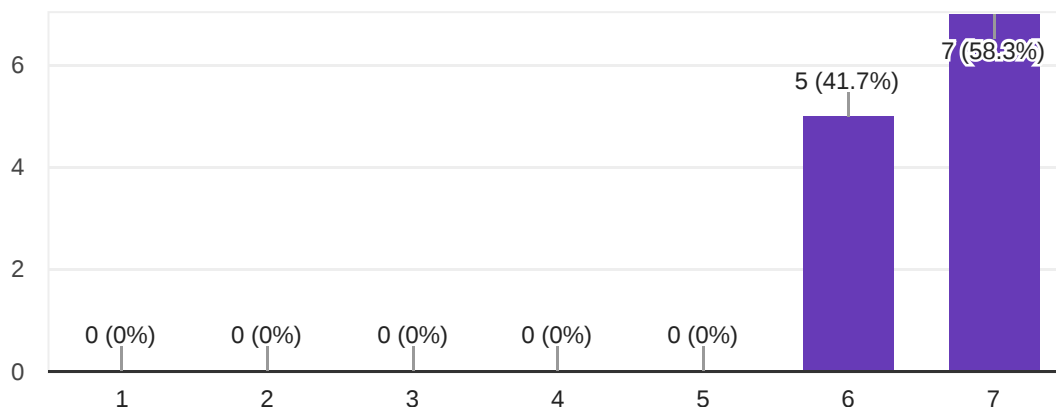
the variable slides; i'd prefer to have them illustrated on real examples, maybe with an explanation why one of multiple possible approaches to write the recipe is used in the specific example.

I think it would be greate to actually have a training which starts with open-embbeded without poky...

Sharing the equipment with somebody else.

Overall rating

12 responses



Comments and suggestions

2 responses

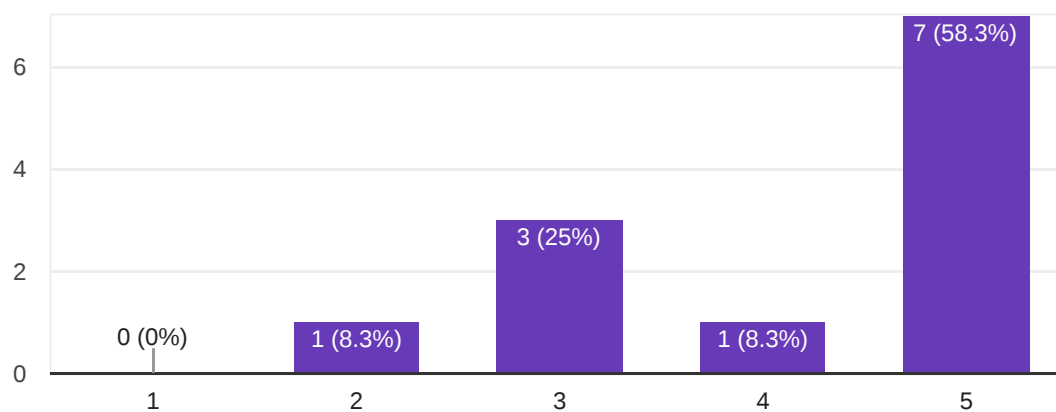
Downloading Yocto should be avoided and should be already available in laptops

I didn't think I will learn so much after using the system for quite some time before the training -> excellent

Further training needs?

12 responses

12 responses



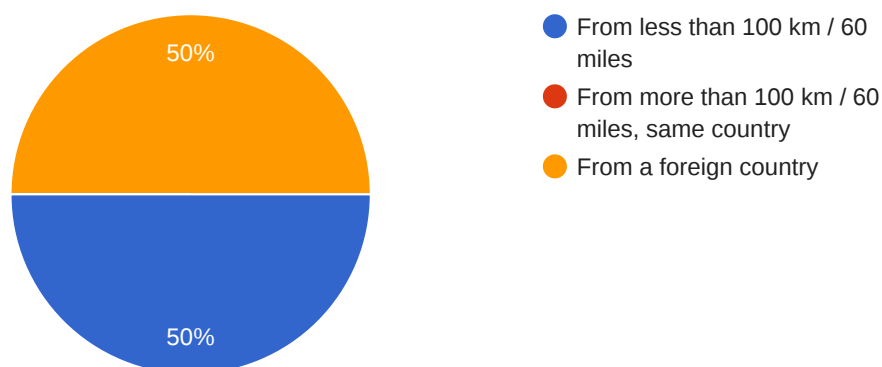
Comments

1 response

Embedded Linux training
Linux kernel and driver development training

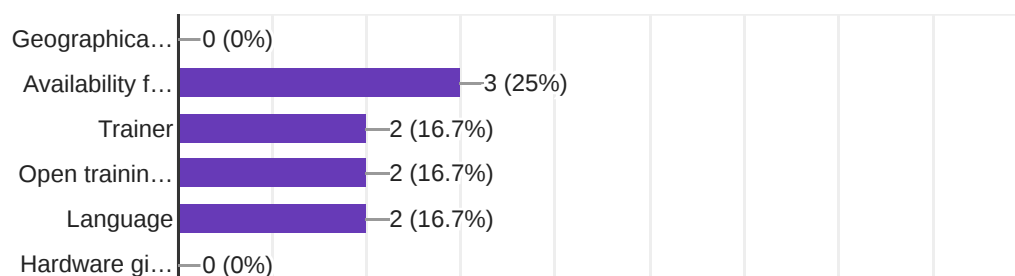
How far do you come from?

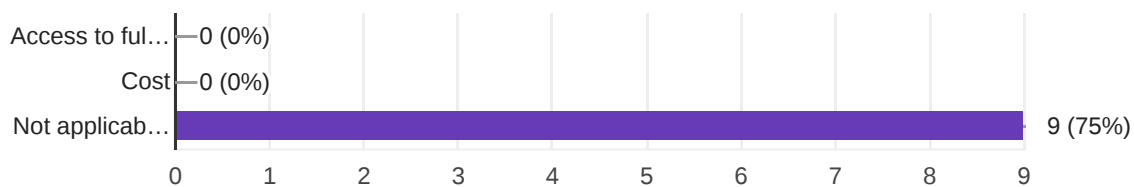
12 responses



What reasons prompted you to choose Free Electrons?

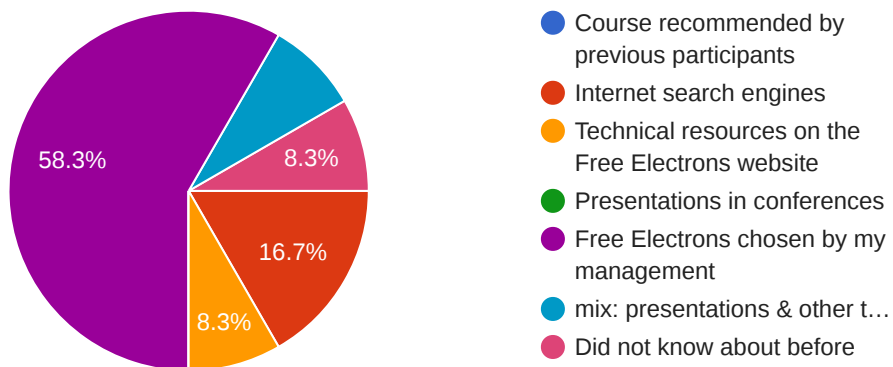
12 responses





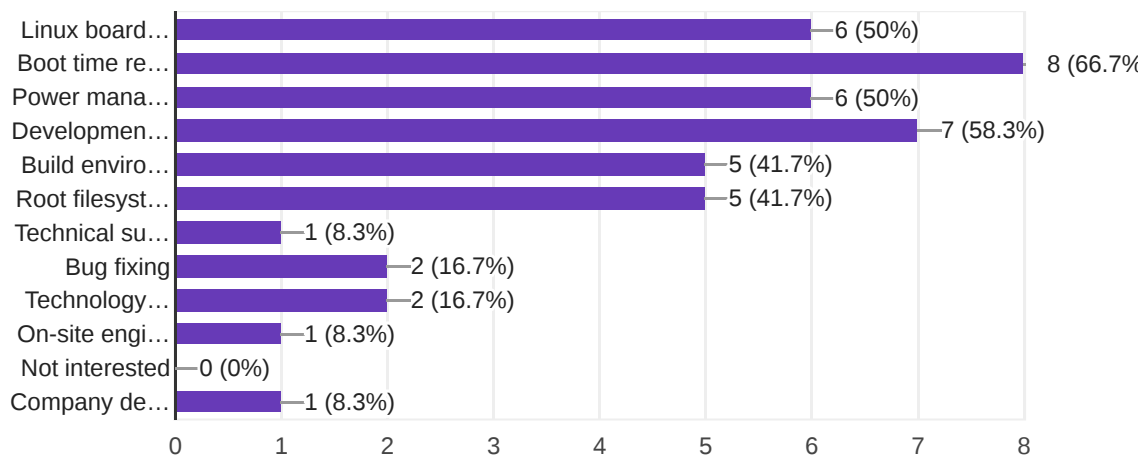
How did you first learn about Free Electrons?

12 responses



Interested in other types of embedded Linux engineering services?

12 responses



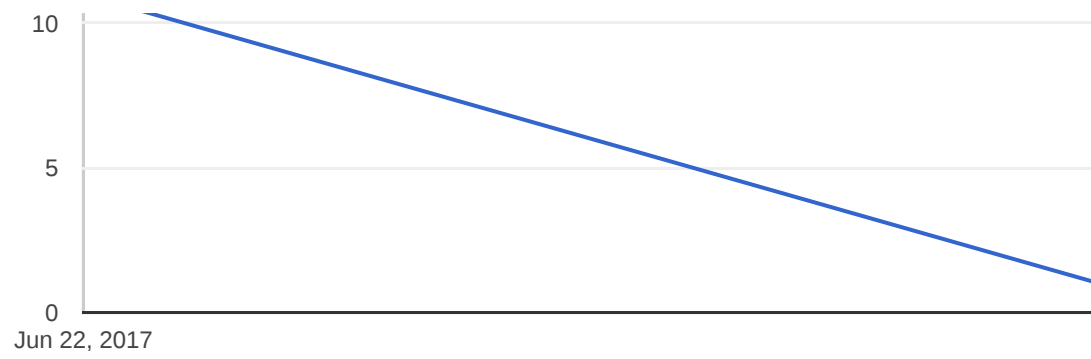
Comments and expectations

1 response

- boot time on x86, coreboot, etc..
- bug-fixing ACPI / kernel (x86_64)

Number of daily responses





This content is neither created nor endorsed by Google. [Report Abuse](#) - [Terms of Service](#) - [Additional Terms](#)

Google Forms